
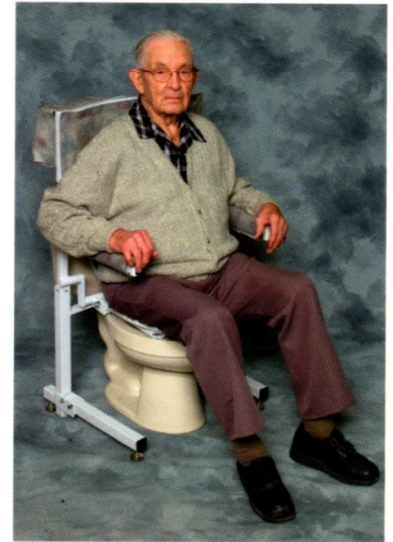
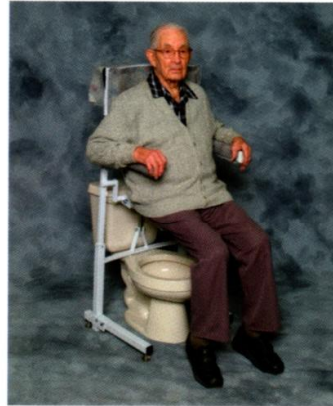


The Power Toilet Aid (PTA) is designed for individuals with musculo-skeletal or neuromuscular limitations due to disease or injury. The user will transfer to the PTA, lower the seat down to the toilet with a touch of a button and back up again when finished. It will lift the user approximately 13" above toilet height, bringing them to a standing position. The Power Toilet Aid will help reduce stress on the knee and hip joints and is safe and comfortable for the user. Another benefit of the PTA is reduced potential of back injuries among attendants caused by lifting patients. The PTA is easy to use; a lift switch is mounted for fingertip control on either the left or right side.



Major Benefits:

- Promotes normal elimination safely and comfortably
- Helps prevent attendant back injuries caused by lifting
- Reduces stress on shoulders and upper body
- Provides the user greater **independence** and **privacy**



The PTA is also great for traveling, it is collapsible into a 9"x40"x22" package and will adapt to most toilets in minutes. The battery-operated unit is made of steel tubing for strength and durability and will lift up to 181kgs

The unit is shipped and requires only a few tools for installation.

*Roland Priestley Pty Ltd
29b Babbage Rd
East Roseville NSW 2069
PH 02 9147 0184
Fax: 02 9417 0187*

Mobility is Independence

www.rolandpriestley.com.au